



A I R C R A F T

300 Old Pretoria Road

Albany, GA 31721

Phone: 229.883.1440

Fax: 229.439.9790

www.thrushaircraft.com

SERVICE BULLETIN

SB-AG-60

Revision B 01/20/2015

Environmental Protective Cover for EDC-33

A blue ink signature of James Alman, written in a cursive style, positioned above a horizontal line.

James Alman

Vice President Engineering

AIRPLANES AFFECTED:

THE SERIAL NUMBERS BELOW REPRESENT ALL THRUSH S2R AIRCRAFT WITH
FACTORY INSTALLED MVP-50T SYSTEMS

MODEL

SERIAL NUMBERS

S2R-H80
S2R-T34

H80-101 & UP
T34-318 & UP

LOG OF REVISIONS

NOTE: Re-formatting and correction of typographical errors is not considered revision. True revisions are indicated by a dark vertical line at the right margin of the lines revised.

Rev.	Page	Description of Revision	By:
IR	All	New Document Initial Release.	G. Moreland 10/17/2013
A	Cover 7	Removed P.O. Box from address. Compliance Report Number: incorrectly listed as "SB-AG-56"; s/b: "SB-AG-60" <i>*No technical content was changed with this revision.</i>	G.Rowland 09/04/2014
B	All	Document Inadvertently combined with SB-AG-61, 10 Micron Fuel Filter, during Revision A.	G. Moreland 01/20/2015

1. TABLE OF CONTENTS

TOPIC	PAGE
LOG OF REVISIONS	iii
1. TABLE OF CONTENTS	iv
2. PURPOSE AND REASON FOR PUBLICATION	1
3. SCOPE/COMPLIANCE	1
4. BY WHOM WORK WILL BE ACOMPLISHED	1
5. APPROVAL	1
5.1 THRUSH AIRCRAFT, INC. APPROVAL	1
5.2 FAA APPROVAL	1
6. MAN HOURS	1
6.1 REMOVAL AND MODIFICATION	1
7. SPECIAL TOOLS	2
7.1 NONE	2
8. NEW PARTS AND MATERIAL	2
8.1 PARTS REQUIRED ARE FURNISHED BY THRUSH AIRCRAFT	2
9. MODIFICATION INSTRUCTIONS	3
9.1 LOCATION FOR THE EDC-33 UNIT ON H80 AIRPLANES	3
9.2 LOCATION FOR EDC-33 UNIT ON T34 AIRPLANES	4
10. RECORD OF COMPLIANCE	6
11. RESPONSE CARD	6

2. PURPOSE AND REASON FOR PUBLICATION

This document defines procedural steps required to add an environmental protective cover to protect the EDC-33. The EDC is the Electrical Digital Converter and is part of the MVP-50T System.. A case has been reported, from the fleet, of a temporary malfunction of an EDC-33 unit. The malfunction was the result of water contamination during aircraft pressure wash operations. This document defines the steps required to add an environmental cover to protect te EDC-33, as an integral part of the MVP-50T system.

3. SCOPE/COMPLIANCE

This Service Bulletin is mandatory for all S2R airplanes included in the table labeled “**AIRPLANES AFFECTED**” which is included herein on page ii of this document.

Incorporation of this Service Bulletin will provide environmental pro for the EDC..

4. BY WHOM WORK WILL BE ACOMPLISHED

The work is to be accomplished by an FAA licensed A&P mechanic, or foreign equivalent. The action must be recorded in the airplane log book and signed off by the mechanic.

5. APPROVAL

5.1 THRUSH AIRCRAFT, INC. APPROVAL

This Service Bulletin is approved by Thrush Aircraft, Inc. Proper execution of this Service Bulletin is required to extend the service life of the EDC-33.

5.2 FAA APPROVAL

Per AC 20-114 dated 10/22/1981, FAA approval is not required as there is no major type design changes involved.

6. MAN HOURS

6.1 REMOVAL AND MODIFICATION

The total time required for incorporating SB-AG-60 is as follows:

- 1.5 Hours for the H80 Airplanes.
- 3 hours for the T34 Airplanes.

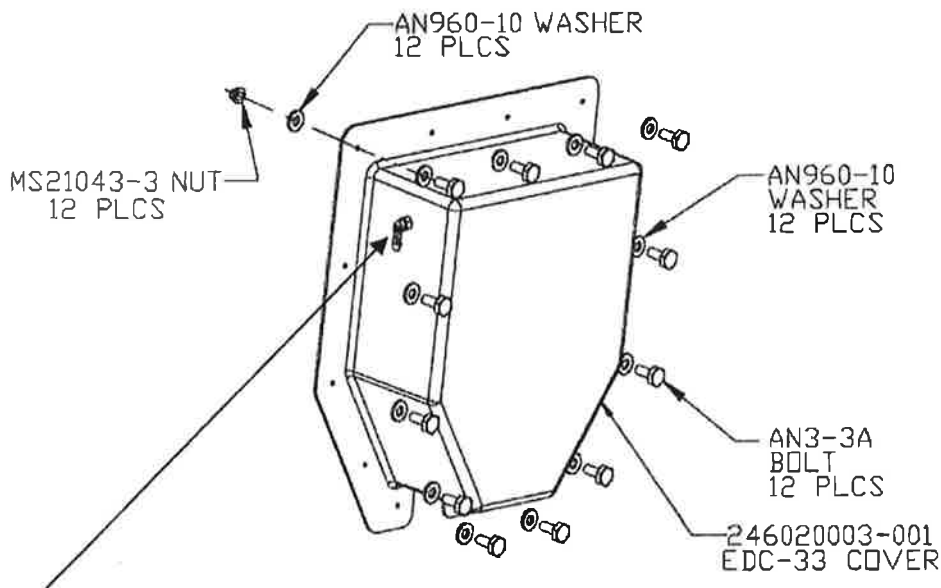
7. SPECIAL TOOLS

7.1 NONE

8. NEW PARTS AND MATERIAL

8.1 PARTS REQUIRED ARE FURNISHED BY THRUSH AIRCRAFT.

246020003-001	EDC-33 Cover	1
AN3-3A	Bolt	12
AN960-10	Washer	24
MS21043-3	Nut	12
M20615-4M3*	Monel Solid Head Rivet	20
*Required for T34 Modification only.		
5047K33①	Elbow 90°	2
99223A022①	Nut	2



Note: ①(5047K33) Elbow 90° and (99223A022) Nut are assembled in the EDC Cover at the factory.

9. MODIFICATION INSTRUCTIONS

9.1 LOCATION FOR THE EDC-33 UNIT ON H80 AIRPLANES.

H80 Airplanes:

The EDC-33 is just aft of the Battery Plate Assembly mounted on the baggage compartment. See Figure 60-1.



Figure 60-1

H80 Installation: See Figure 60-2

Assemble Cover Over The EDC 33.

Use The Cover As Drill Template And Match Drill (12) #10 Diameter Holes To Mount The Cover.

Use (12) AN3-3A Bolts And (12) AN960-10 Washers On The Outside Of The Baggage Compartment Shown.

Use (12) AN960-10 Washers And (12) MS21043-3 Nuts And The Inside Of Baggage Compartment To Complete The Installation.




Figure 60-2

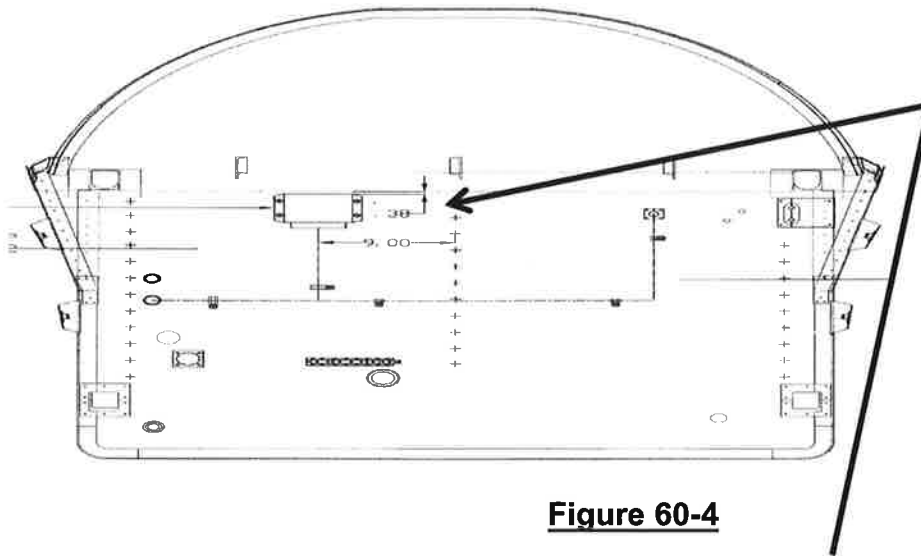
9.2 LOCATION FOR EDC-33 UNIT ON T34 AIRPLANES.

The EDC Is Just Aft Of The Battery Plate Assembly And Is Mounted On The Firewall.
See Figure 60-3.



Figure 60-3

T34 Installation: See Figure 60-4



This unit will have to be Relocated From The Current .38" Dimension Shown above to the new Dimension 1.75" and Remounted to ensure that Cover Does Not Contact the Rivets Above.

Mark New Location For Mounting Holes and Drill 4 Places. Use A #19 Drill.

Plug the Existing Mounting Hold with MS20615-4M3 Rivets

Assemble Cover Over The EDC 33.

Use The Cover As Drill Template And Match Drill (12) #10 Diameter Holes To Mount The Cover. Use Figure 60-3 For Reference.

Use (12) AN3-3A Bolts And (12) AN960-10 Washers On The Outside Of Firewall Shown.

Use (12) (AN960-10 Washers And (12) MS21043-3 Nuts On The Other Side Of Firewall To Complete The Installation.

10. RECORD OF COMPLIANCE

Make appropriate entry in airplane maintenance records as follows:

“Thrush Service Bulletin SB-AG-60 Rev. B complied with at _____
total hours on aircraft. Modification accomplished by: |

(name & Certificate #) (date)

11. RESPONSE CARD

The final step in compliance with this Service Bulletin is to complete and return the compliance card on the next page. It may be mailed, Faxed, or scanned and e-mailed.

FAX to: Ed Rusk 229-439-9790

E-mail to: Ed Rusk erusk@thrushaircraft.com

Service Bulletin SB-AG-60 Rev. B Compliance Report

Aircraft S/N: _____ Aircraft Owner: _____

Aircraft Registration # _____ Owner Address _____

Airframe total time: _____ City & State: _____

Engine total time: _____ Physical location: _____

Date of Compliance _____

Complied with by: _____ Certificate #: _____

Signature: _____

PLEASE RETURN THIS REPORT ONLY AFTER REPAIR IS MADE

This response card may be mailed, Faxed to (229) 439-9790, or e-mailed to erusk@thrushaircraft.com.

fold, tape & mail (Do Not Staple) **Don't forget postage**

Return Address

THRUSH AIRCRAFT INC.

Attn: Ed Rusk
300 Old Pretoria Road
Albany, GA 31721